

# Metals 2 Go

---

---



*Metal Building  
Components  
Catalog*

224 N. Hewitt Dr • Hewitt, TX 76643  
Phone: 254-235-7700 • Fax: 254-235-7703  
Website: [Metals2go.com](http://Metals2go.com)



# Metals 2 Go

(254) 235-7700 • Toll Free: (877) 235-7703 • Email: Davidk@metals2go.com • Web: metals2go.com

224 N. Hewitt Drive • Hewitt, TX 76643



Brite White



Polar White




Light Stone




Tan



Desert Sand



Taupe




Ash Gray



Pewter Gray



Charcoal Gray



Black



Hawaiian Blue



Gallery Blue



Rustic Red




Crimson Red



Colony Green



Hunter Green



Fern Green




Copper Metallic




Burgundy




Koko Brown



Burnished Slate



Silver Metallic



Galvalume

Panels carry  UL 2218 Certification for Impact Resistance.

*Actual color may vary slightly from the sampling swatches on this chart. Actual metal swatches are available upon request.*

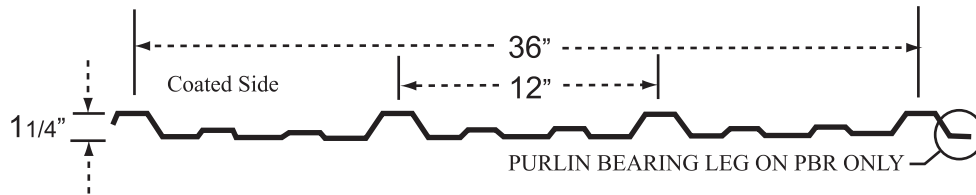
PROUDLY FINISHED WITH  
**SHERWIN-WILLIAMS**  
Coil Coatings

**WeatherXL**<sup>TM</sup>

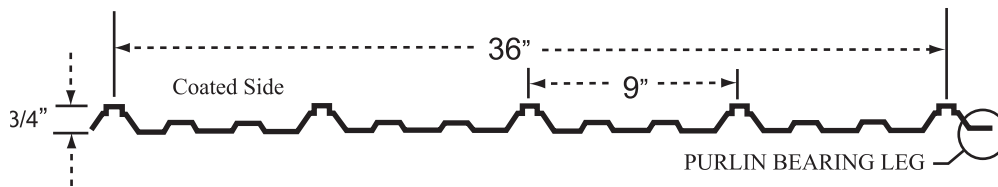
# Metals 2 Go

## Panel Profiles

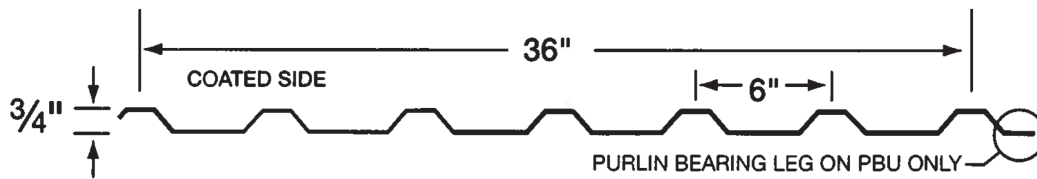
### R-Panel or PBR-Panel




### Tite Lock Panel



### U-Panel or PBU-Panel



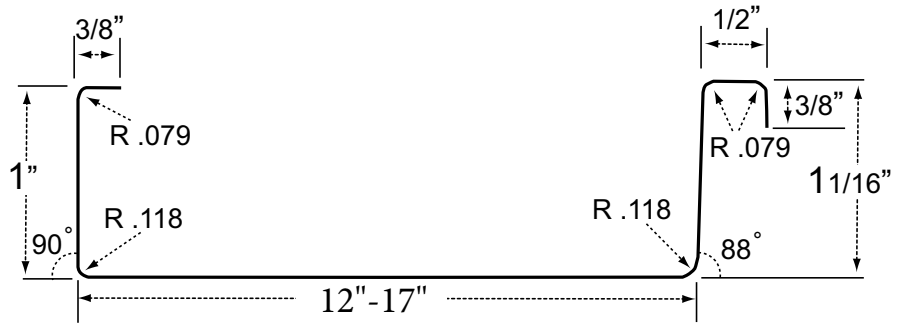
### 7/8" Corrugated



# Metals 2 Go

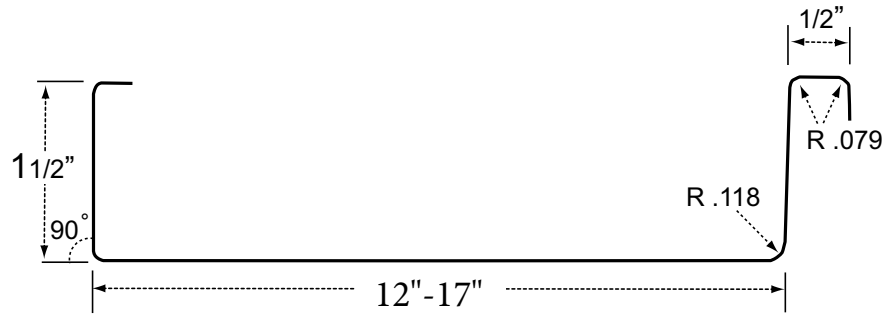
## Panel Profiles

### Double Standing Seam 1"



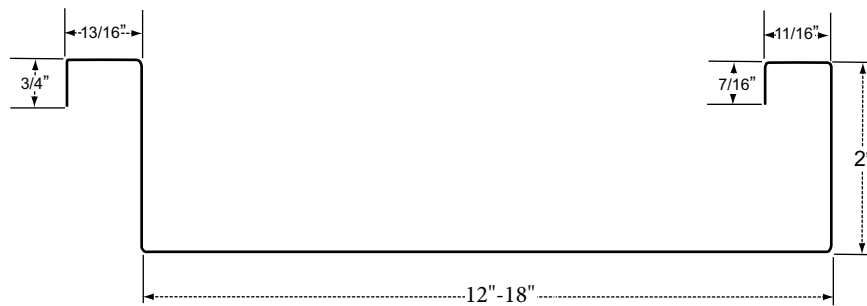
Available smooth or with striations

### Double Standing Seam 1 1/2"



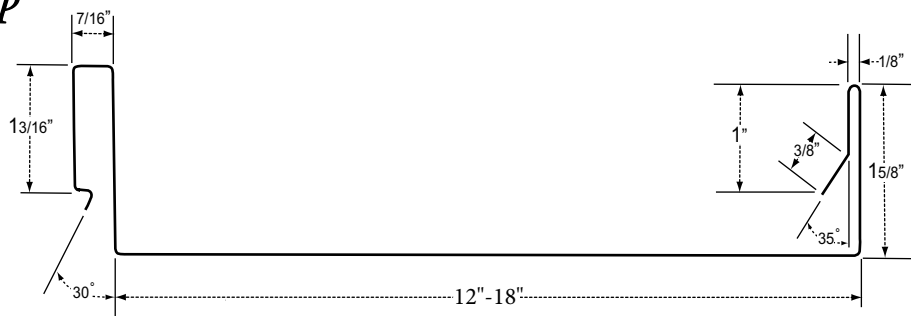
Available smooth or with striations

### Armco Panel (24 gauge only)



Available smooth, striated or ribbed

### 1 3/4" Structural Snap (24 gauge only)

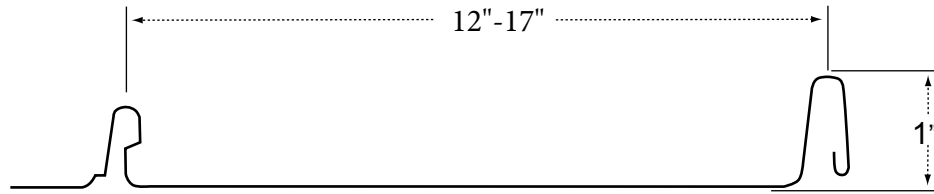


Available smooth, striated or ribbed

# Metals 2 Go

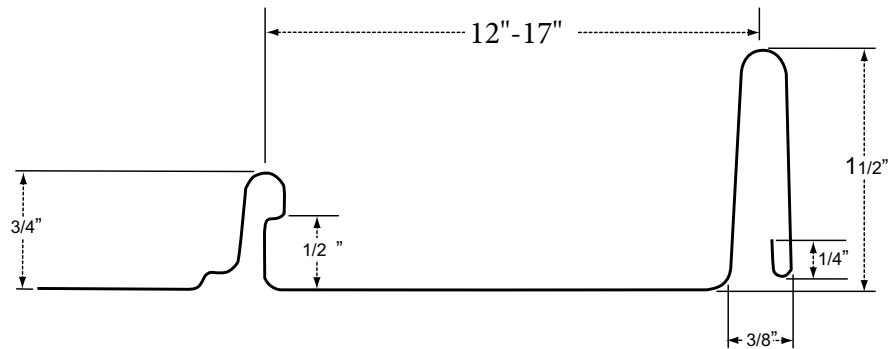
## Panel Profiles

### 1" Nailstrip



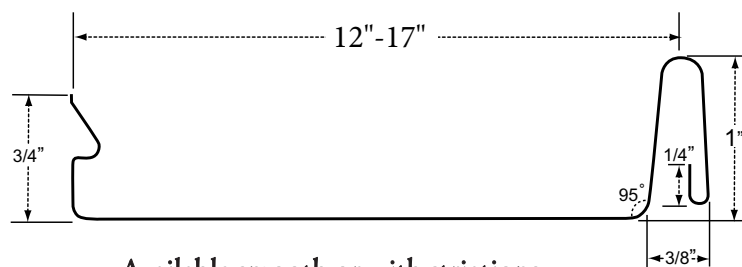
Available smooth or with striations

### 1 1/2" Nailstrip



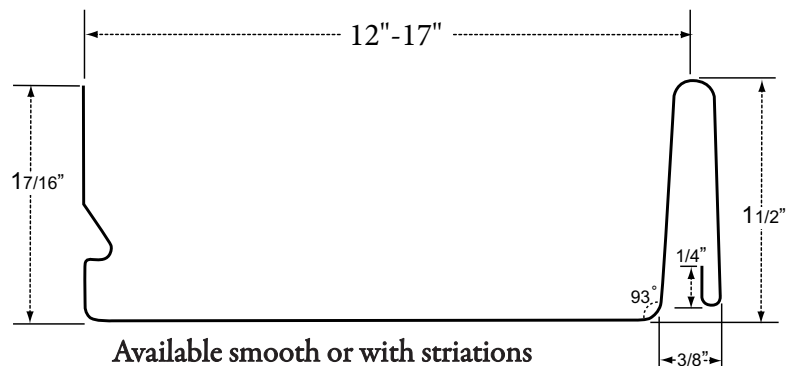
Available smooth or with striations

### 1" Snap Lock



Available smooth or with striations

### 1 1/2" Snap Lock



Available smooth or with striations

# Metals 2 Go

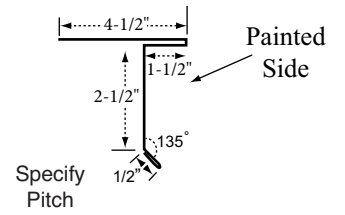
*Product Description*

*R-Panel*

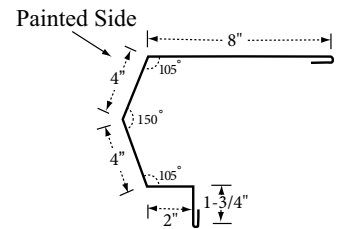
*Tite Lock Panel*

*General*

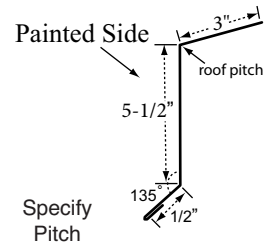
*Drip Edge*



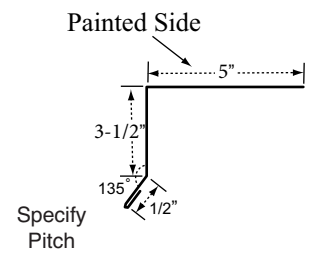
*Sculptured High Side Eave*



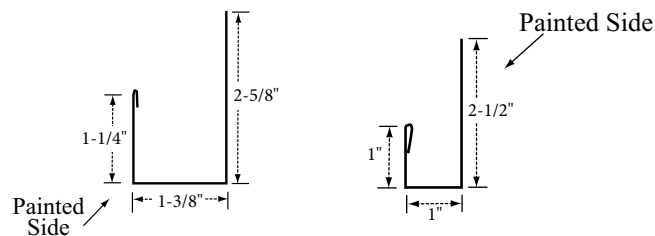
*Long Eave*



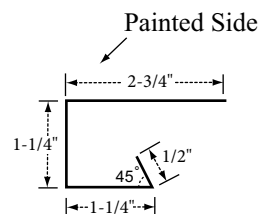
*Short Eave*



*Head Trim*



*J-Trim*



# Metals 2 Go

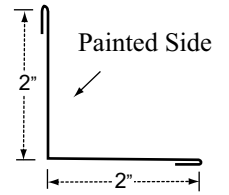
*Product Description*

*R-Panel*

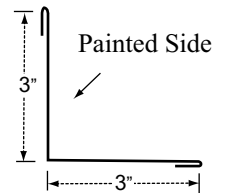
*Tite Lock Panel*

*General*

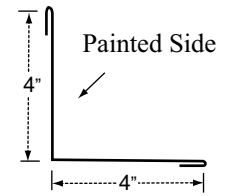
*Inside Angle 2 x 2*



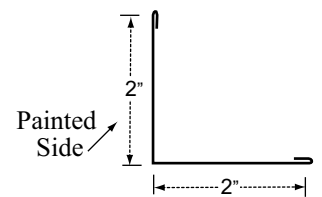
*Inside Angle 3 x 3*



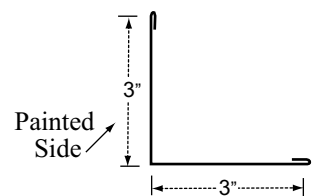
*Inside Angle 4 x 4*



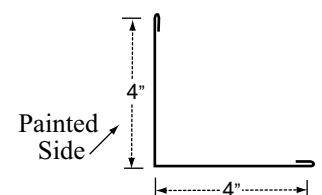
*Outside Angle 2 x 2*



*Outside Angle 3 x 3*



*Outside Angle 4 x 4*



# Metals 2 Go

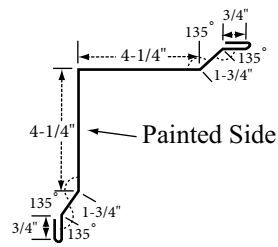
*Product Description*

*R-Panel*

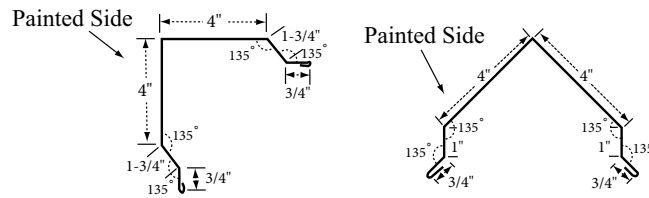
*Tite Lock Panel*

*General*

*Inside Corner*



*Outside Corner*



*Peak Box*

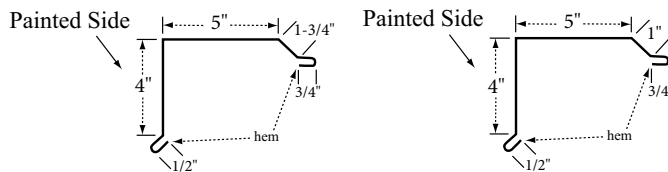


Specify Pitch

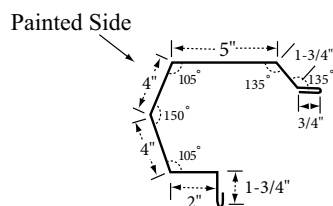
*Corner Box*



*House Rake*



*Sculptured Rake*





# Metals 2 Go

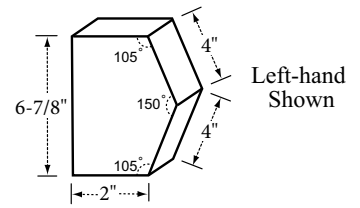
*Product Description*

*R-Panel*

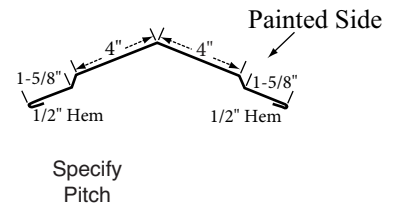
*Tite Lock Panel*

*General*

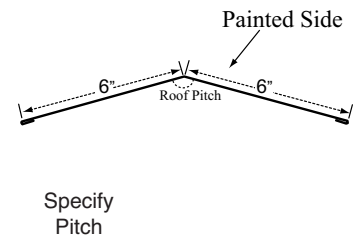
*Sculptured Rake  
End Cap*



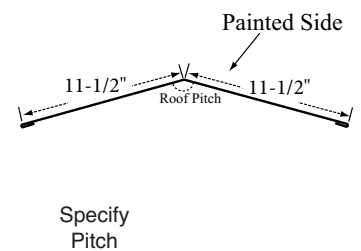
*Sculptured Ridge*



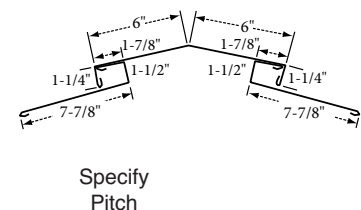
*Universal Ridge 6" x 6"*



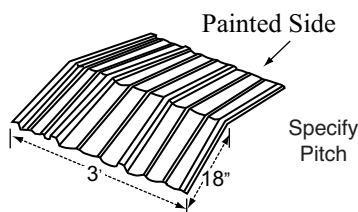
*Wide Universal Ridge*



*Low Profile Ridge Vent*



*Peak Sheet  
(Formed Ridge Cap)*



# Metals 2 Go

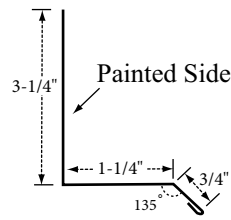
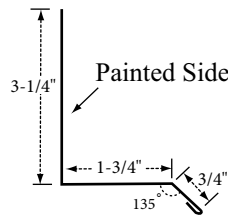
*Product Description*

*R-Panel*

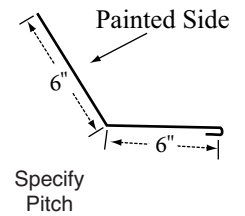
*Tite Lock Panel*

*General*

*Base Trim*

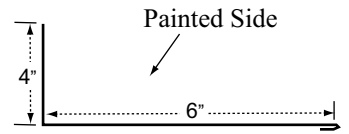


*Roof Flashing*



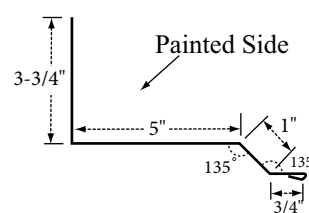
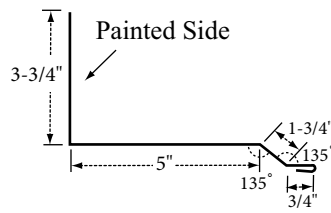
Specify Pitch

*Endwall Flashing*

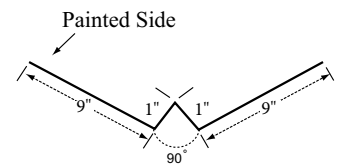


Specify Pitch

*Transition*

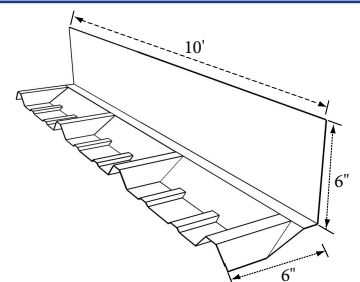


*Valley Flashing*



Specify Pitch

*Die Formed Flashing  
(R-Panel)*



# Metals 2 Go

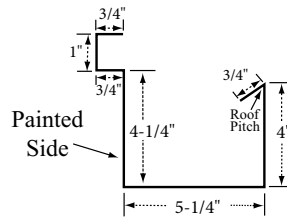
*Product Description*

*R-Panel*

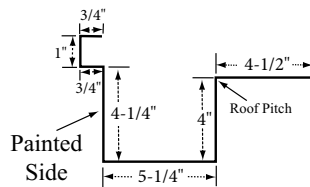
*Tite Lock Panel*

*General*


*Post Hung Box Gutter*



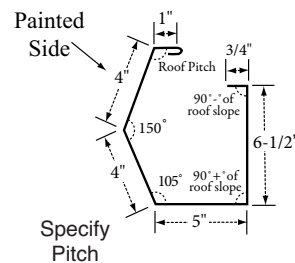
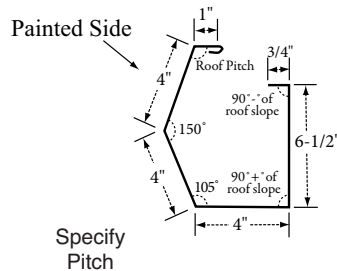
*Pre Hung Box Gutter*



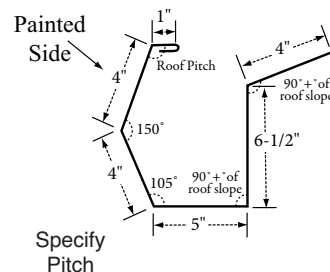
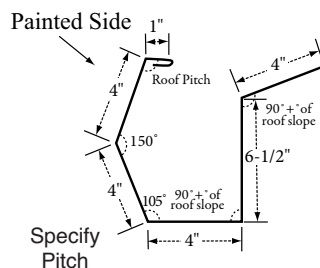
*Box Gutter End Cap*



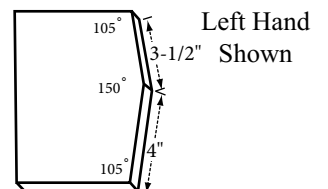
*Sculptured Post Hung Gutter*



*Sculptured Pre Hung Gutter*



*Sculptured Gutter End Cap*



# Metals 2 Go

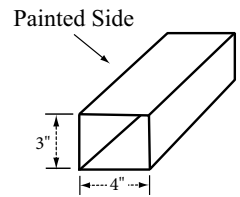
*Product Description*

*R-Panel*

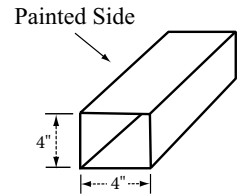
*Tite Lock Panel*

*General*

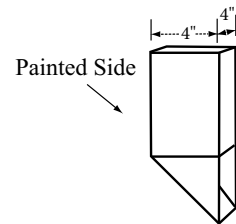
*Downspout 3" x 4"*



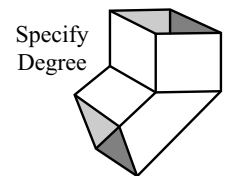
*Downspout 4" x 4"*



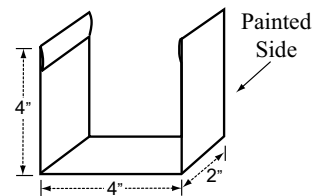
*Downspout  
72 Degree Kick Out*



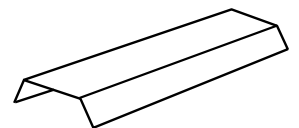
*Downspout Elbow*



*Downspout Strap*



*Gutter Strap*



# Metals 2 Go

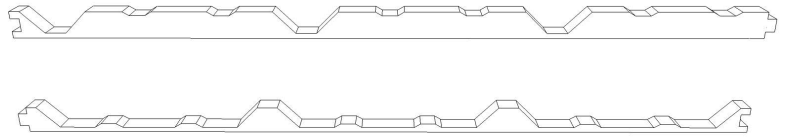
*Product Description*

*R-Panel*

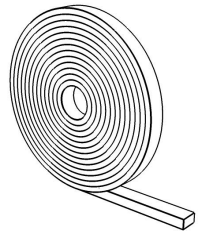
*Tite Lock Panel*

*General*


*Closures*




*Emseal (Universal Closure With Adhesive)*




*Seal Tape (Butyl Tape)*



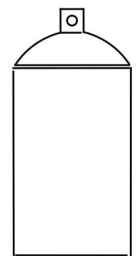
*Square Base Roof Jack*



*Square Base Zipper Roof Jack*



*Touch Up Paint*





# Metals 2 Go

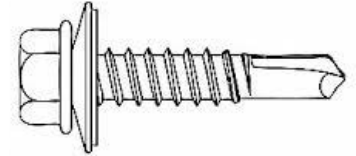
*Product Description*

*R-Panel*

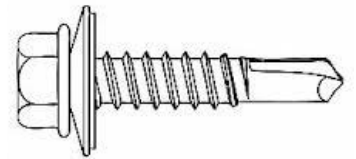
*Tite Lock Panel*

*General*

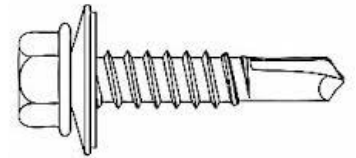
*#12 Tek Screws*



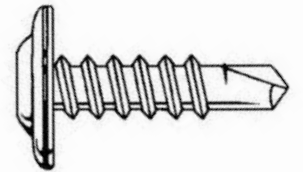
*#12 Heavy Gauge Tek 5 Screws (Beam Drillers)*



*#14 Lap Screws*



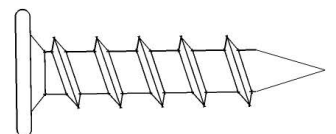
*3/4" Lathe Screws (Stitch Screws)*



*#10 Wood Screws*



*Wafer & Pancake Screws*



# Metals 2 Go

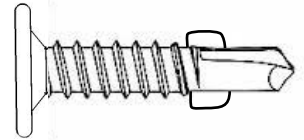
*Product Description*

*R-Panel*

*Tite Lock Panel*

*General*

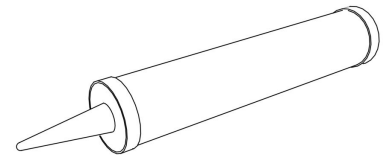
*Metal Deck Screws With Wings*



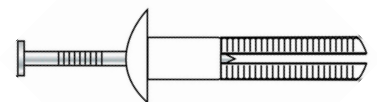
*Pop Rivets*




*Silicone*



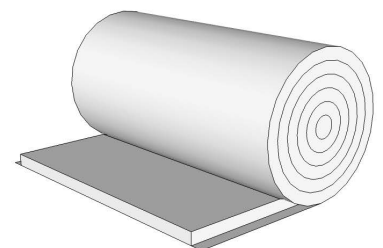
*Nail-In Anchors*



*Wedge Anchors*



*Vinyl Reinforced Insulation*



# Metals 2 Go

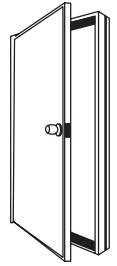
*Product Description*

*R-Panel*

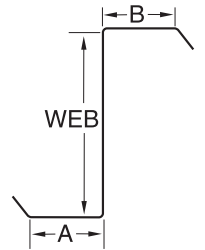
*Tite Lock Panel*

*General*

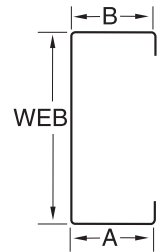
*Metal Doors & Frames*



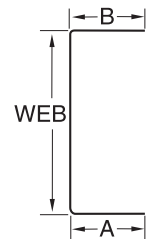
*Z-Purlin*



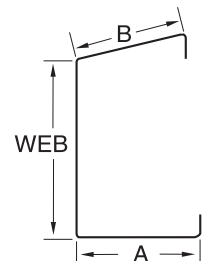
*C-Purlin*



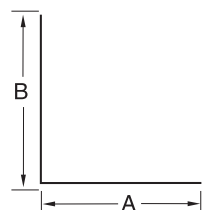
*Receiver Channel*



*Eave Strut*



*Base Angle*



# Metals 2 Go

---

---

## Barndominiums



## Awnings



## Commercial



## Metal Buildings



## Equipment Sheds



## Metal Roofing



# **Metals 2 Go**

---

---

---

224 N. Hewitt Dr• Hewitt, TX 76643  
Phone: 254-235-7700 • Fax: 254-235-7703  
Website: [Metals2go.com](http://Metals2go.com)

---